

STEP 1: Log into the URL here, or simply Google "FACTS Family Portal"

STEP 2: Click on the Parent Log in and select FACTS Family Portal



# Family Portal

[Home](#) » [Administration](#) » [Student Information System](#) » Family Portal

## FACTS Family Portal

FACTS Family Portal and the FACTS Family App allow you to regularly communicate with your families, while providing them with crucial academic and financial information. FACTS Family Portal and the FACTS Family App automatically sync with FACTS Student Information System data, and allow families to access data from their preferred device, whether it's a laptop, tablet, or mobile phone.


This website uses cookies to enhance the user experience, analyze performance and traffic, and provide targeted advertising. If you do not wish to use cookies inherent to this website, please update your browser settings to opt-out of the use of cookies. You may experience limited functionality on the website if you choose to opt-out. To view more details, please refer to our [privacy policy](#).

https://logins2.renweb.com/logins/ParentsWeb-Login.aspx



Family Portal - FACTS Managem... FACTS SIS > Family Portal Login

logins2.renweb.com/logins/ParentsWeb-Login.aspx



### Family Portal Login

District Code:  **STEP 3: Enter "tri-il" under "District Code".**

User Name:  **STEP 4: Enter your first initial followed by your last name under "User Name"**

Password (case-sensitive):  **STEP 5: Enter your password or follow the instruction in the link "Forgot User Name/Password?"**

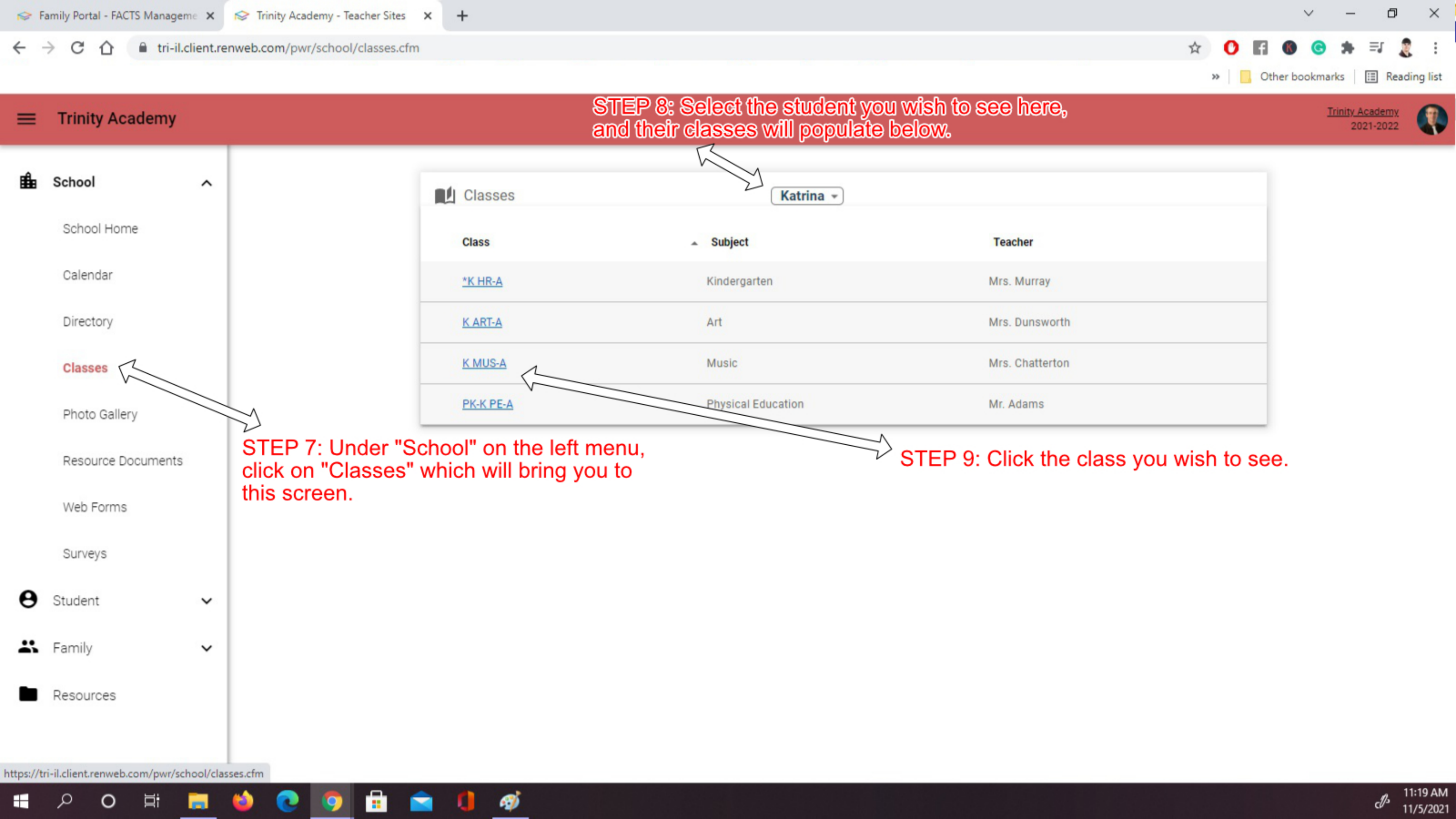
[Forgot User Name/Password?](#)

**STEP 6: Select "Parent" and click the "Login" button.**

[Create New Family Portal Account](#)

Powered By [FACTS](#) | [Privacy Policy](#)

11:14 AM 11/5/2021



**STEP 8: Select the student you wish to see here, and their classes will populate below.**

**STEP 7: Under "School" on the left menu, click on "Classes" which will bring you to this screen.**

**STEP 9: Click the class you wish to see.**

Class	Subject	Teacher
<a href="#">*K HR-A</a>	Kindergarten	Mrs. Murray
<a href="#">K ART-A</a>	Art	Mrs. Dunsworth
<a href="#">K MUS-A</a>	Music	Mrs. Chatterton
<a href="#">PK-K PE-A</a>	Physical Education	Mr. Adams

- School
  - School Home
  - Calendar
  - Directory
- Classes
- Photo Gallery
- Resource Documents
- Web Forms
- Surveys
- Student
- Family
- Resources


Student: Katrina  
 Select a Class: Kindergarten (\*K HF)

- Home
- Gradebook Report
- Homework
- Lesson Plan
- Syllabus
- Resources
- Photo Album

**Announcements**  
 No announcements found

**STEP 10: Click on "Gradebook Report" to see all assignments that have had a grade or status entered**

**Teacher - \*K HR-A**



Mrs. Murray

Phone:

Email Address:

**Calendar**  
 No events found.



- School
- School Home
- Calendar
- Directory
- Classes
- Photo Gallery
- Resource Documents
- Web Forms
- Surveys
- Student
- Family
- Resources

Student: Katrina Select a Class: Kindergarten (\*K HF)

- Home
- Gradebook Report
- Homework
- Lesson Plan
- Syllabus
- Resources
- Photo Album

You are not authorized to view this student's grades. Please contact school.



STEP 11: If you receive this message, please, contact the office at [office@trinityeagles.org](mailto:office@trinityeagles.org)